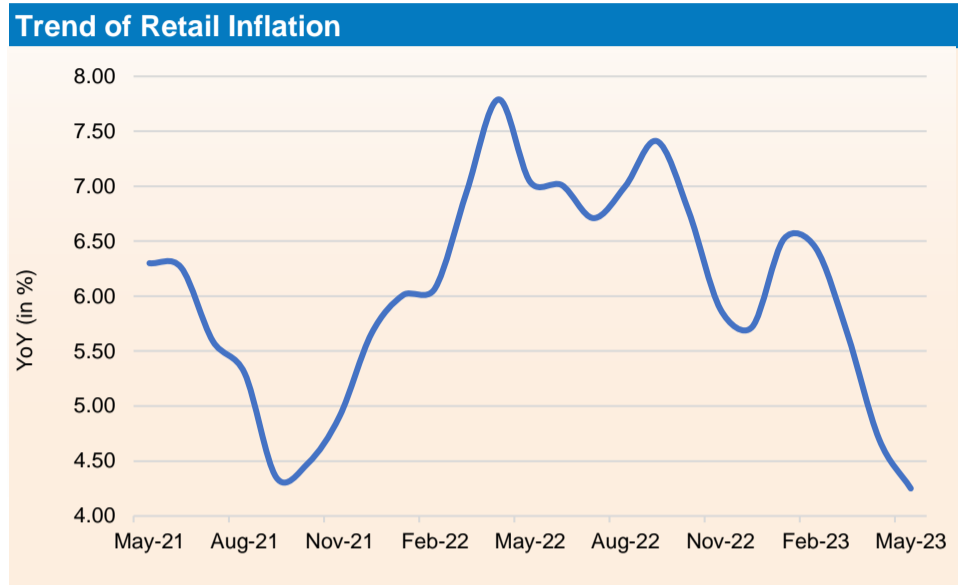


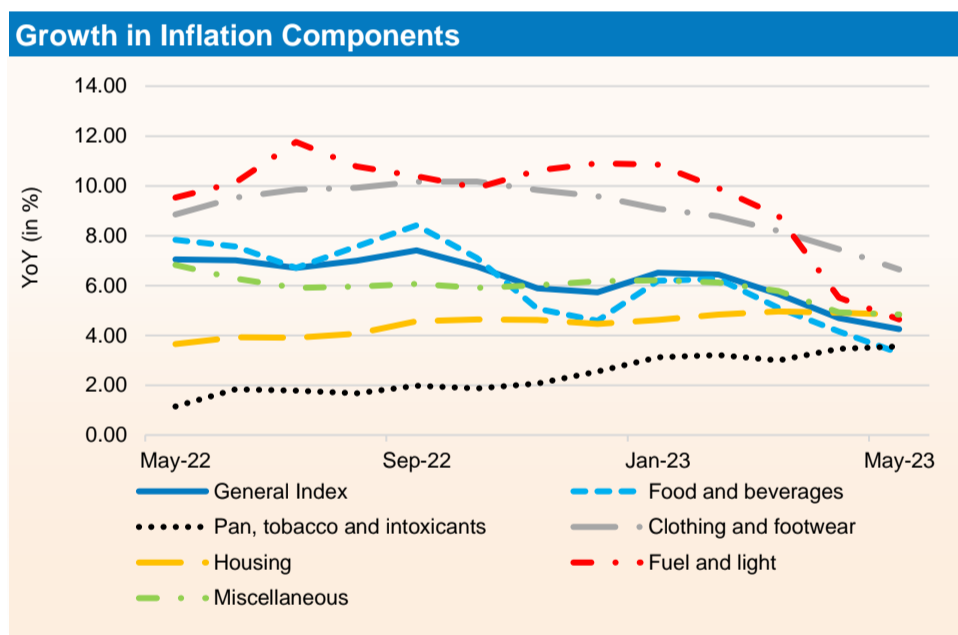
Inflation Update

Consumer inflation slowed for the fourth consecutive month in May 2023

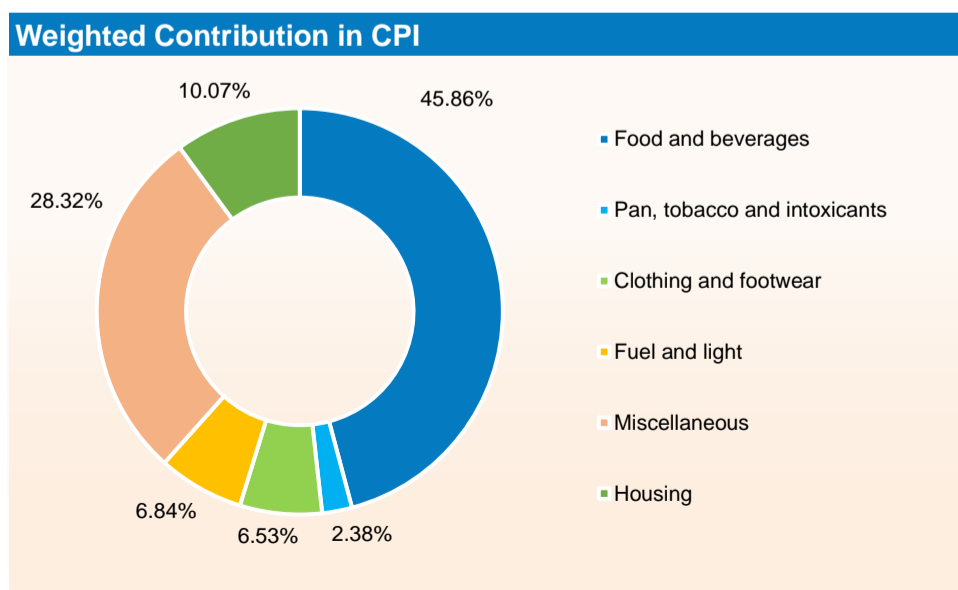
- Consumer Price Index based inflation (CPI) eased for the fourth consecutive month and touched its lowest level in more than two years during May 2023. CPI slowed to 4.25% in May 2023 from 4.70% in the previous month and 7.04% in May 2022 due to slower rise in food inflation.
- Retail inflation went below the upper tolerance level of the Reserve Bank of India's retail inflation target of 6% for the third consecutive month during the reported period.
- The Consumer Food Price Index increased at a slower pace to 2.91% in May 2023 as compared to 3.84% rise in Apr 2023 and 7.97% in the same month of the previous year.
- Inflation for food and beverages also slowed to 3.29% during the reported period from 4.16% in Apr 2023 and 7.84% in the same month of the previous year.
- Under food and beverages, retail inflation slowed on yearly basis majorly due to oils and fats, vegetables and, meat and fish which contracted 16.01%, 8.18% and 1.29% compared with a rise of 13.26%, 18.26% and 8.23%, respectively, during the corresponding period of last year. However, inflation for spices and cereals & products surged to 17.90% and 12.65% in May 2023 from 9.93% and 5.33% increase, respectively in May 2022.
- Inflation for clothing and footwear eased to 6.64% in May 2023 from 8.85% in the same month of the previous year. Inflation for fuel and light also eased considerably to 4.64% in May 2023 from 9.54% in the same month of the previous year.
- Inflation for the 'miscellaneous' group, which accounts for 28.32% of the CPI and includes services, slowed to 4.84% in May 2023 from 4.92% in the previous month and 6.82% in May 2022.
- Among states, the highest inflation rate of 6.04% was recorded by Haryana, followed by Bihar and Uttarakhand for which inflation stood at 6.00% and 5.75%, respectively. On the other hand, the lowest inflation rate of 0.71% was seen in Chhattisgarh.



Source: Refinitiv



Source: Refinitiv



Source: Refinitiv

Sectoral Breakdown of CPI

Group Code	Sub-group Code	Inflation	Weights	Yearly Statistics				Monthly Statistics			
				Y-O-Y Growth		WC to Acceleration (%)		M-O-M % Change		WC to Acceleration (%)	
				May-23	May-22	May-23	May-22	May-23	May-22	May-23	May-22
1		General Index (All Groups)	100	4.25%	7.04%	4.25	7.04	0.51%	0.94%	0.51	0.94
		Food and beverages	45.86	3.29%	7.84%	1.51	3.60	0.62%	1.46%	0.28	0.67
	1.1.01	Cereals and products	9.67	12.65%	5.33%	1.22	0.52	-0.12%	0.78%	-0.01	0.08
	1.1.02	Meat and fish	3.61	-1.29%	8.23%	-0.05	0.30	2.34%	2.46%	0.08	0.09
	1.1.03	Egg	0.43	6.71%	-4.64%	0.03	-0.02	2.18%	-1.28%	0.01	-0.01
	1.1.04	Milk and products	6.61	8.91%	5.64%	0.59	0.37	0.67%	0.61%	0.04	0.04
	1.1.05	Oils and fats	3.56	-16.01%	13.26%	-0.57	0.47	-2.80%	1.45%	-0.10	0.05
	1.1.06	Fruits	2.89	0.70%	2.33%	0.02	0.07	-2.33%	-0.93%	-0.07	-0.03
	1.1.07	Vegetables	6.04	-8.18%	18.26%	-0.49	1.10	3.35%	5.23%	0.20	0.32
	1.1.08	Pulses and products	2.38	6.56%	-0.42%	0.16	-0.01	1.21%	0.00%	0.03	0.00
	1.1.09	Sugar and Confectionery	1.36	2.51%	4.27%	0.03	0.06	1.15%	0.59%	0.02	0.01
	1.1.10	Spices	2.50	17.90%	9.93%	0.45	0.25	2.40%	1.99%	0.06	0.05
	1.2.11	Non-alcoholic beverages	1.26	3.71%	4.90%	0.05	0.06	0.23%	0.54%	0.00	0.01
	1.1.12	Prepared meals, snacks, sweets etc.	5.55	6.36%	7.10%	0.35	0.39	0.31%	0.88%	0.02	0.05
2		Pan, tobacco and intoxicants	2.38	3.55%	1.15%	0.08	0.03	0.20%	0.10%	0.00	0.00
3		Clothing and footwear	6.53	6.64%	8.85%	0.43	0.58	0.27%	1.04%	0.02	0.07
	3.1.01	Clothing	5.58	6.66%	8.53%	0.37	0.48	0.21%	0.98%	0.01	0.05
	3.1.02	Footwear	0.95	6.71%	10.72%	0.06	0.10	0.28%	1.14%	0.00	0.01
4		Housing	10.07	4.84%	3.65%	0.49	0.37	0.23%	0.30%	0.02	0.03
5		Fuel and light	6.84	4.64%	9.54%	0.32	0.65	0.55%	1.39%	0.04	0.10
6		Miscellaneous	28.32	4.84%	6.82%	1.37	1.93	0.34%	0.42%	0.10	0.12
	6.1.01	Household goods and services	3.8	6.05%	6.79%	0.23	0.26	0.34%	0.73%	0.01	0.03
	6.1.02	Health	5.89	6.24%	5.43%	0.37	0.32	0.38%	0.46%	0.02	0.03
	6.1.03	Transport and communication	8.59	1.10%	9.47%	0.09	0.81	0.18%	0.25%	0.02	0.02
	6.1.04	Recreation and amusement	1.68	3.69%	5.97%	0.06	0.10	0.29%	0.43%	0.00	0.01
	6.1.05	Education	4.46	5.36%	4.16%	0.24	0.19	0.28%	0.60%	0.01	0.03
	6.1.06	Personal care and effects	3.89	9.92%	6.18%	0.39	0.24	0.60%	-0.24%	0.02	-0.01

Source: Refinitiv